




Speaker Cabinets




858A



856A



855A



859A

TABLE OF SPECIFICATIONS

(a) Model Number	(b) Type	Dimensions (in inches)			(f) Cubic Feet	(g) Cabinet Type	(h) Weight (lbs)	(i) Finish	(j) Recommended Altec Speakers		
		(c) Height	(d) Width	(e) Depth					15"	12"	8"
612A/B	Utility	29½	25½	17¾	6.15	Bass Reflex	55	Grey	415 Biflex 602 Duplex 604 Duplex 605 Duplex	412 Biflex 601 Duplex	
614A/B/C	Utility	24¾	18¾	14¾	3.23	Bass Reflex	30	Grey	415 Biflex 602 Duplex 604 Duplex 605 Duplex	412 Biflex 601 Duplex	409 755 401 403
618B/C	Utility	22	17	13¼ (top) 9¾ (bottom)	2.32	Infinite Baffle	15	Grey		412 Biflex 601 Duplex	409 755 401 403
622B	Utility	17	22	13¼ (top) 7¾ (bottom)	1.87	Infinite Baffle	15	Brown		412 Biflex 601 Duplex	
857A	Utility	20	27	15½	3.5	Bass Reflex	38	Grey	415 Biflex 602 Duplex 604 Duplex 605 Duplex		
855A	Furniture	40	25	18	7.2	Bass Reflex	74	Walnut	415 Biflex 602 Duplex 604 Duplex 605 Duplex	412 Biflex 601 Duplex (adapter furnished)	
856A	Furniture	42	30	24	12.6	Bass Reflex Expon. Horn	95	Walnut	515* 416*		
858A	Furniture	25¾	35	17¾	6.15	Bass Reflex	64	Walnut	415 Biflex 602 Duplex 604 Duplex 605 Duplex	412 Biflex 601 Duplex (adapter furnished)	
859A	Furniture	29¾	27½	19	5.7	Bass Reflex		Walnut	415 Biflex 602 Duplex 604 Duplex 605 Duplex	412 Biflex 601 Duplex (adapter furnished)	

*requires high frequency unit: 500 Cycle — 511B horn, 802 driver, and 500D crossover network
800 Cycle — 811B horn, 806 driver, and N800D crossover network

NOTICE
We recommend that you obtain your Altec products from factory trained authorized Altec Sound Contractors and Distributors. This will assure you of proper installation, a continuing source of knowledgeable advice, service, and quick warranty protection.

ARCHITECTS AND ENGINEERS SPECIFICATIONS

(Blank should be filled with information to be found in the Table of Specifications listed above. Each blank is referenced to the appropriate column of the table.)

The speaker cabinet shall be of the (b) type measuring (c) inches in height, (d) inches in width, and (e) inches in depth. It shall be of heavy wood construction and finished in (i). It shall be of the (g)-type. Cabinets employing folded horns or tuned slots shall not be acceptable under this specification because of their inherent poor reproduction of the middle frequencies. The cabinet shall contain (f) cubic feet, weigh at least (h) pounds, and contain proper acoustical material. The cabinet shall be furnished with a 'grilled' opening for housing a (j) inch speaker. The cabinet shall be Altec Lansing Model (a).