




MR II 564 MANTARAY[®] CONSTANT DIRECTIVITY HORN



DESCRIPTION

The Altec Lansing MR II 564 is a 60° x 40° mid/high-frequency horn with efficient low-frequency loading down to 500 Hz, having excellent directivity control over the full frequency range to 16 kHz.

The result of a continuing research project by Altec Lansing, the MR II 564 is a radical departure from previous horn designs. The geometry of the MR II 564 minimizes the problem of high-frequency beaming and maintains uniform dispersion at all frequencies within the rated frequency bandpass. This greatly benefits the listeners sitting off-axis of a MANTARAY horn, as they will hear the same sound quality as listeners sitting on-axis.

Performance is shown graphically in the MR II 564's test results. Polar patterns look nearly identical at all frequencies from 2 kHz to 16 kHz. Frequency response curves show similar uniformity both on-axis and off-axis.

The MANTARAY horn is constructed of heavy-duty, weather resistant polyester/fiberglass. This construction technique results in a horn design that is surprisingly light weight, yet extremely rugged and non-resonant.

SPECIFICATIONS

Nominal Dispersion

Angle: 60° x 40°

Dispersion Angle

vs. Frequency: See Figure 1

Mean Dispersion

Angle—	Horizontal	Vertical
(2 kHz to 16 kHz):	60° (+6°, -4°)	40° (+12°, -9°)
Standard Deviation (σ):	3°	6°

Polar Patterns:

See Figure 6

Solid Angle

Coverage: See Figure 5

Frequency Response: See Figures 2 & 3

Directivity Index

(DI): See Figure 4

Mean Directivity (Q)

(2 kHz to 16 kHz): 23.0 (+4.6, -6.6)
(See Figure 4)

Directivity Factor

(Q or R_0): See Figure 4

Useable Low

Frequency Limit: 500 Hz

Pressure Sensitivity

dB (SPL):

Measured on axis 10 feet from the horn mouth with one watt (E x I) of pink noise band-limited from 500 Hz to 16 kHz and calculated to one meter equivalent by inverse square law.

Driver	Power Level	1 Meter	4 Feet
288	1 watt	112	110
	15 watts	124	112
290	1 watt	110	108
	100 watts	130	128
291	1 watt	111	109
	40 watts	127	125
906	1 watt	111	109
	40 watts	127	125

Dimensions: 12.16" (32.41 cm) high
12.88" (32.72 cm) wide
12.5" (31.75 cm) deep

Weight: 4.5 lbs. (2.1 kg)

REFERENCE LITERATURE

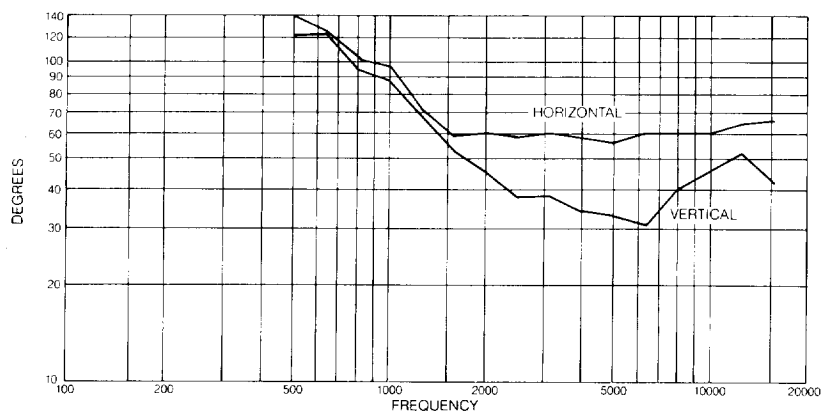
"The Mantaray Horns," C. A. Henricksen and M. Ureda, **J. Audio Eng. Soc.**, vol. 26, p 629-634 (1978 Sept.)

"Apparent Apex Theory: Far-Field Polar Characteristics at Close Proximity," M. Ureda, **J. Audio Eng. Soc.** (Abstracts), vol. 26, p 988 (1978 Dec.)

"Coverage of Multiple Mantaray Horns," M. Ureda and T. Uzzle, **Tech. Letter #262**, Altec Lansing.

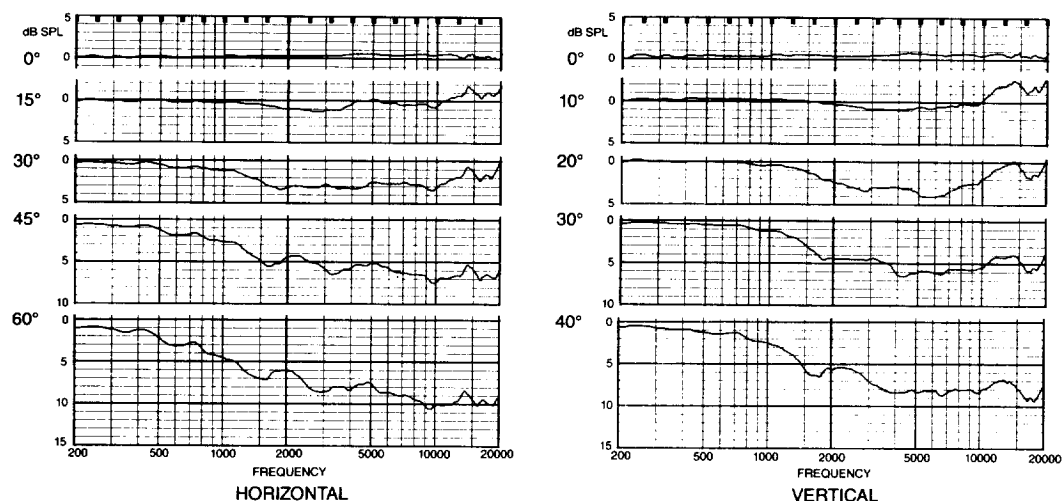
1. Dispersion Angle vs Frequency

This graph displays the MR II 564 excellent horizontal and vertical directivity control. Note the uniformity above 2000 Hz.



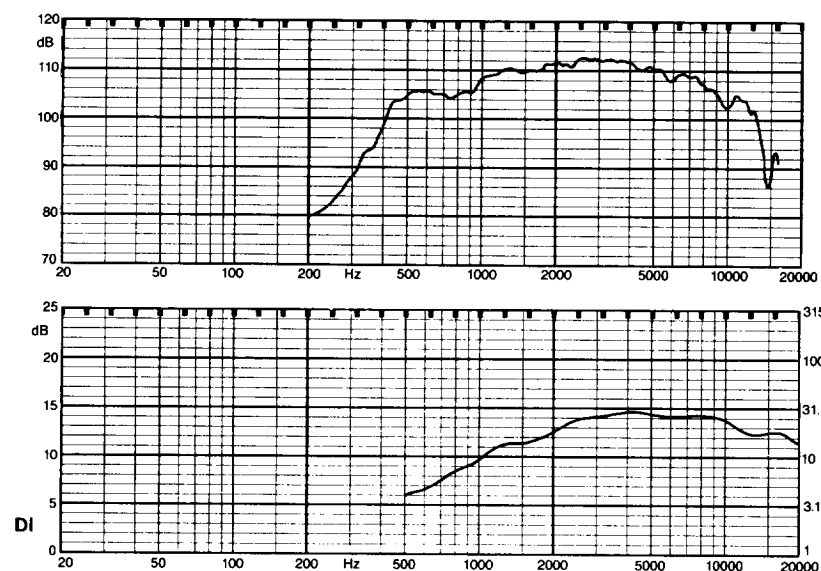
2. Off-Axis Horizontal and Vertical Frequency Response

On-axis response has been equalized in this graph to illustrate the uniformity of the on and off-axis response curves.



3. Unequalized Frequency Response (Measured with an Altec Lansing 288-8K Compression Driver)

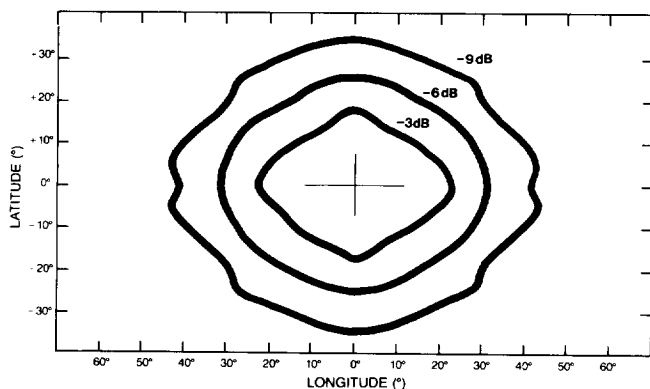
The response curves exhibited here are very similar to the actual power response of the 288-8K driver measured on a plane wave tube because of the dispersion uniformity of the MR II 564.



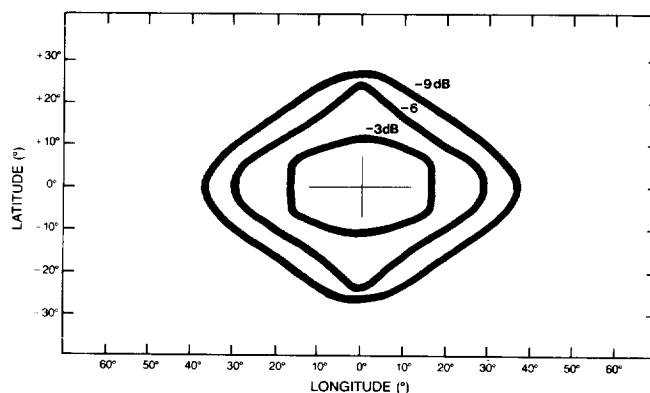
4. Q and DI vs Frequency

(DI = 10 Log Q)

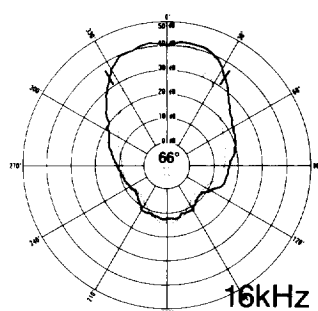
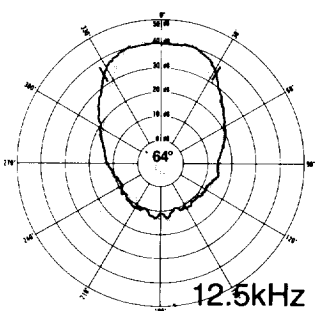
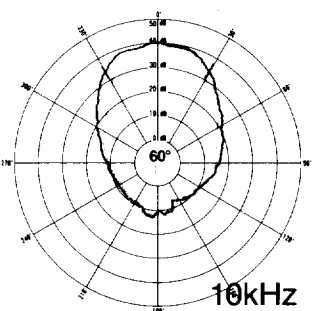
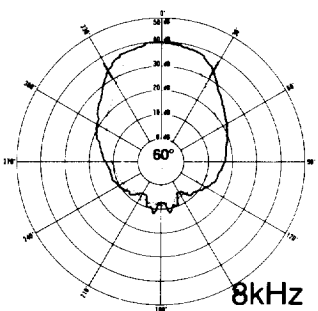
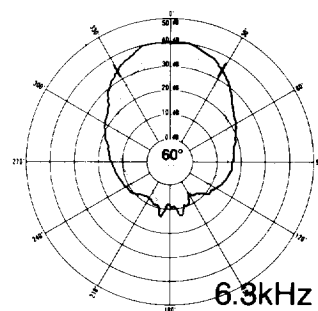
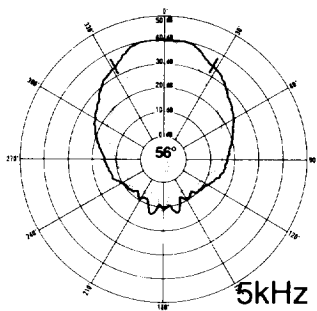
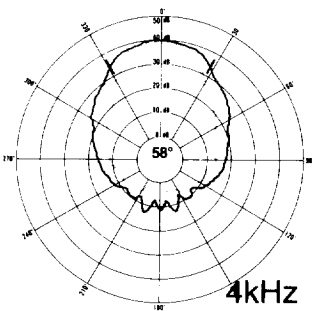
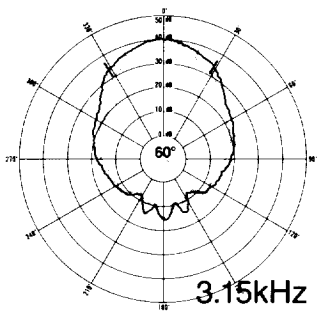
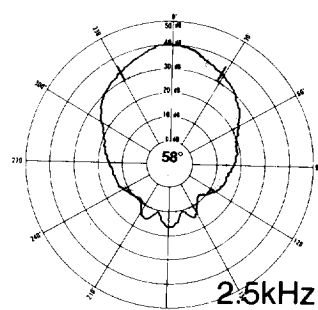
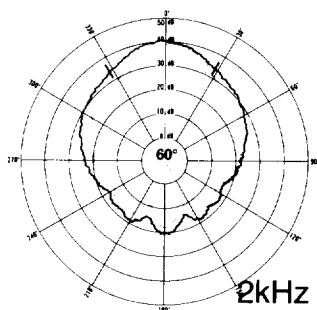
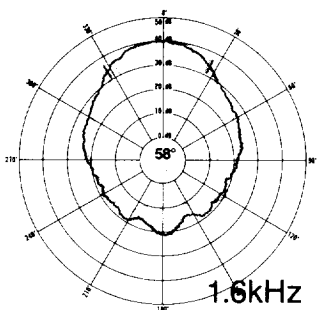
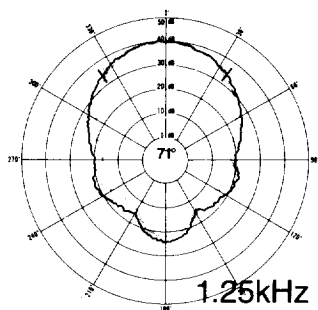
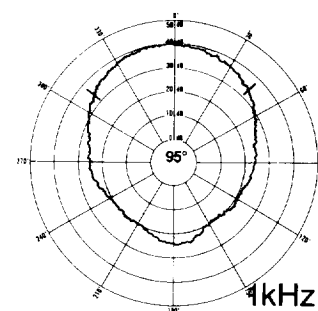
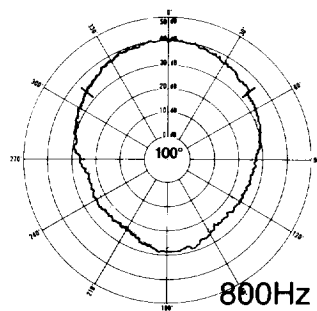
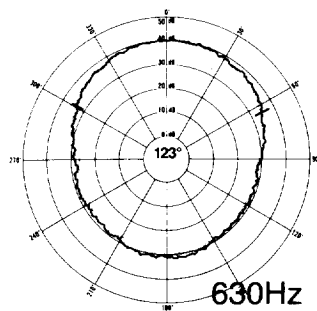
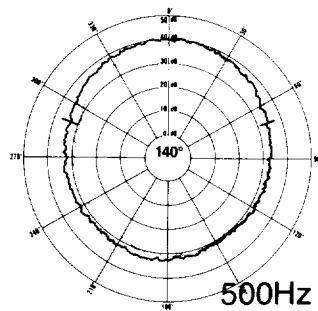
5. Solid-Angle Coverage



at 1 to 2 kHz



at 2 to 4 kHz (representative from 2 to 16 kHz)



6. Polar Response Charts
(using 1/3 octave
bands of pink noise
rotated about the
apparent apex)

VERTICAL
HORIZONTAL

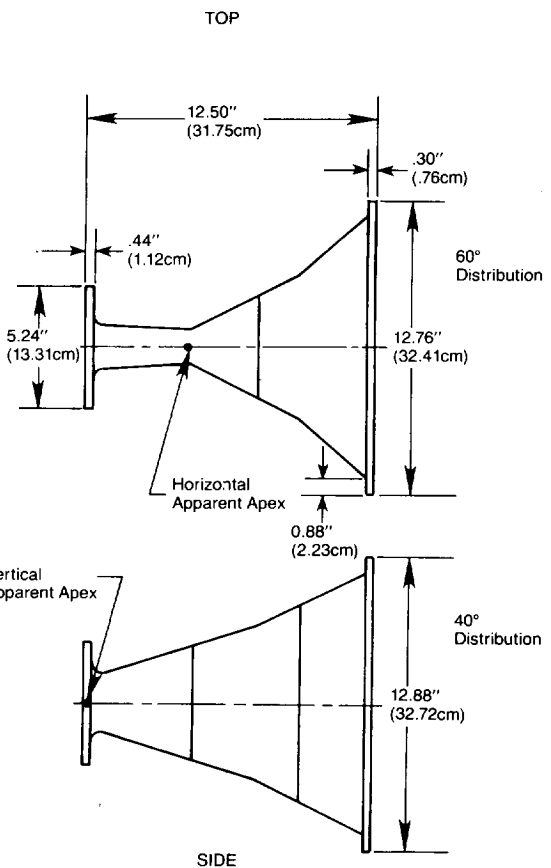
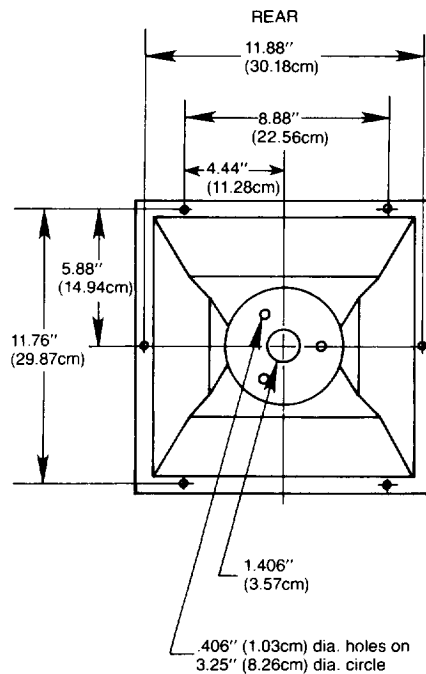
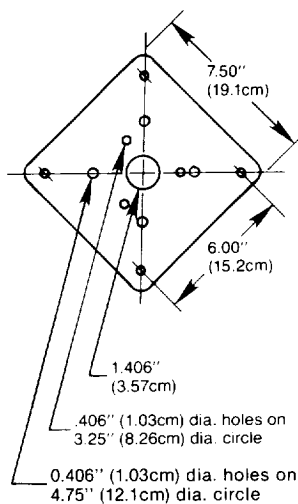
ROW 1 (1 : 3)



ROW 2 (3 : 6)



DRIVER/HORN MOUNTING BRACKET



MR II 564

All mounting holes .281" dia. (.714cm)

All dimensions in inches. (cm).

ARCHITECT'S AND ENGINEER'S SPECIFICATIONS

The loudspeaker shall be a directivity-control mid/high frequency horn. The horn shall meet the following performance criteria over the bandpass of 2 kHz to 16 kHz. Mean horizontal dispersion angle, 60° (+6°, -4°) with a standard deviation of 3°. Mean vertical dispersion angle, 40° (+12°, -9°) with a standard deviation of 6°.

Pressure sensitivity shall be 112 dB SPL at 1 meter on axis with one watt (E x I) input of band-limited pink noise from 500 Hz to 16 kHz applied to an attached model 288-8K Altec Lansing compression driver.

The loudspeaker shall be the Altec Lansing Model MR II 564.



P.O. BOX 26105, OKLAHOMA CITY, OKLAHOMA 72128-0105
©1989 ALTEC LANSING CORPORATION